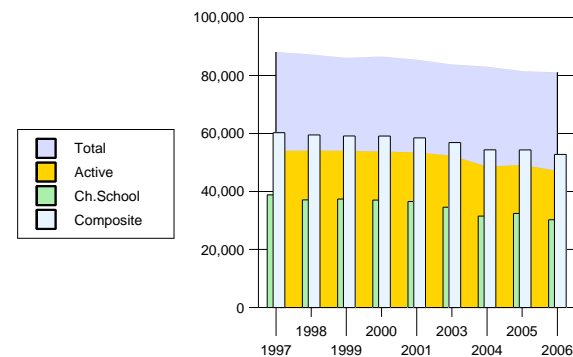


CUMBERLAND PRESBYTERIAN CHURCH DENOMINATIONAL STATISTICS

SUMMARY 2006

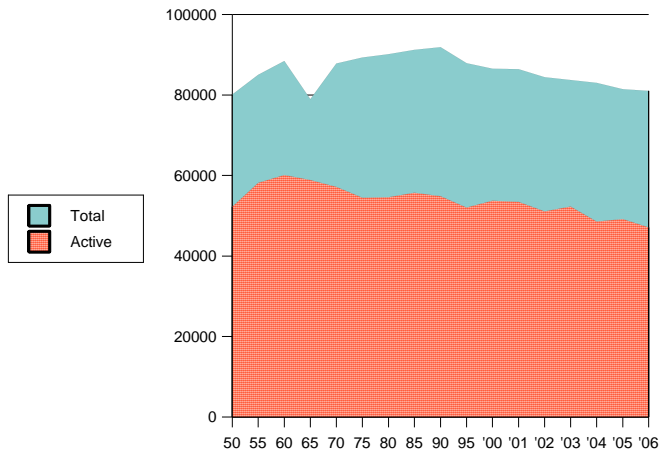
Board of Missions
Evangelism and Church Development Unit

Membership Record 1997-2006



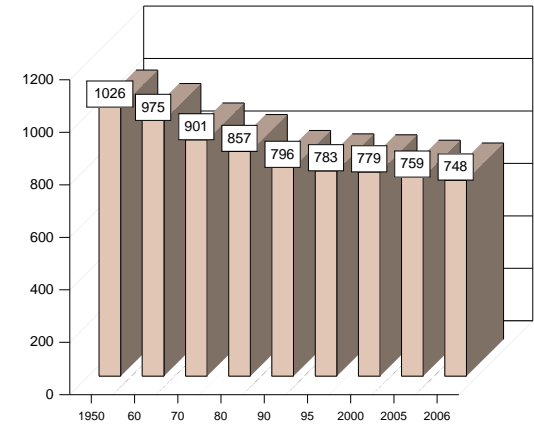
	1997	1998	1999	2000	2001	2002	2003	2004	2005	2006
Churches	771	774	775	779	782	780	774	763	759	748
Ministers	822	835	842	857	878	884	890	858	877	872
Total Mem	88,068	87,198	86,049	86,519	85,427	84,417	83,742	83,007	81,464	81,034
Active Mem	53,967	54,084	53,973	53,739	53,457	52,111	52,285	48,538	49,142	47,082
Church Sch	38,851	37,121	37,407	37,041	36,559	35,260	34,545	31,505	32,422	30,265
Professions	1,880	1,624	1,711	1,718	1,835	1,480	1,798	2,142	1,649	1,706
Gains	4,780	4,117	4,907	4,736	4,627	4,015	4,740	3,940	3,527	3,833
Losses	4,778	4,987	6,053	4,266	5,719	5,025	5,415	4,668	4,131	4,281
OUO	2,160,016	2,288,769	2,286,822	2,386,717	2,388,739	2,489,790	2,509,187	2,611,416	2,646,750	2,652,872
Total Outreach	5,585,350	5,893,773	6,236,485	6,591,617	6,744,757	6,876,097	7,218,214	7,368,979	8,379,379	8,331,581
Total Receipts	39,787,462	41,346,701	43,707,210	46,744,751	47,315,631	48,339,319	48,598,778	49,872,200	52,932,726	54,793,981
Giv/ Capita	452	474	508	540	554	573	580	601	650	676
Giving / Act	737	765	810	870	885	928	930	1,027	1,077	1,164
Value Church Prop. 1=1000	337,301	367,910	298,530	315,143	319,679	331,928	314,916	342,169	371,100	368,503

Membership Trend 1950 - 2006



G.A. Moderator Don Hubbard's report this year rightly lifts up the vital matter of reaching non-churched persons for Christ and the church. The denomination's membership trends for this decade are cause for concern. We recorded fewer total and active members in 2006 than in year 2000. Our total membership is only slightly higher now than it was in 1950, and our active membership is lower! To maintain present membership levels, in light of natural attrition, it is necessary to gain at least 4% annually. For actual growth, we will need to increase that percentage.

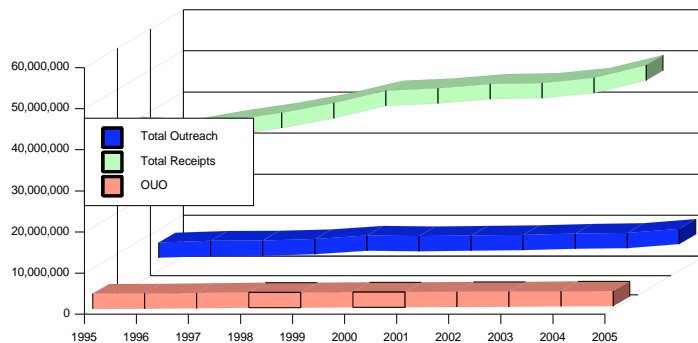
Number of Churches 1950 - 2006



CUMBERLAND PRESBYTERIAN CHURCH TOTAL AND ACTIVE MEMBERSHIP 1950 - 2006

	1950	1960	1965	1970	1975	1980	1985	1990	1995	2000	2006
TOTAL	80140	88452	78917	87823	89285	90140	91210	91857	87898	86519	81034
ACTIVE	52237	60088	58871	57147	54474	54586	55703	54837	52064	53739	47082

Denomination Giving Record 1996-2006



Individual Giving

